



# Graphic Design Department

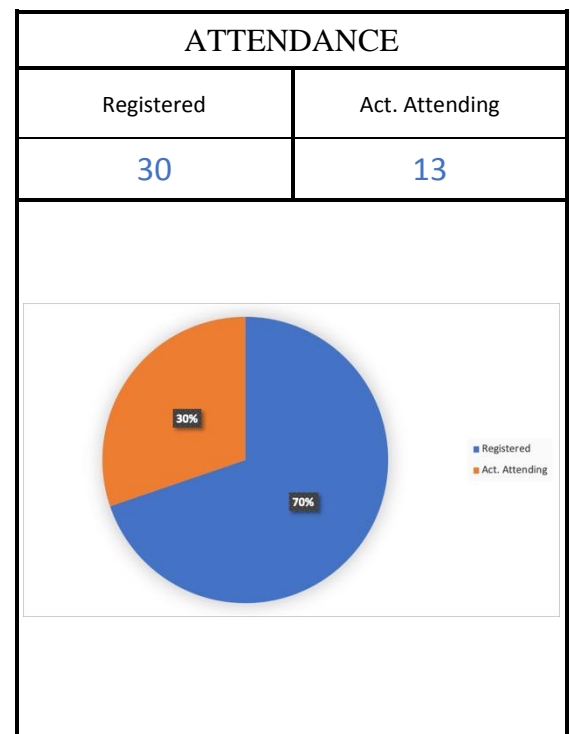
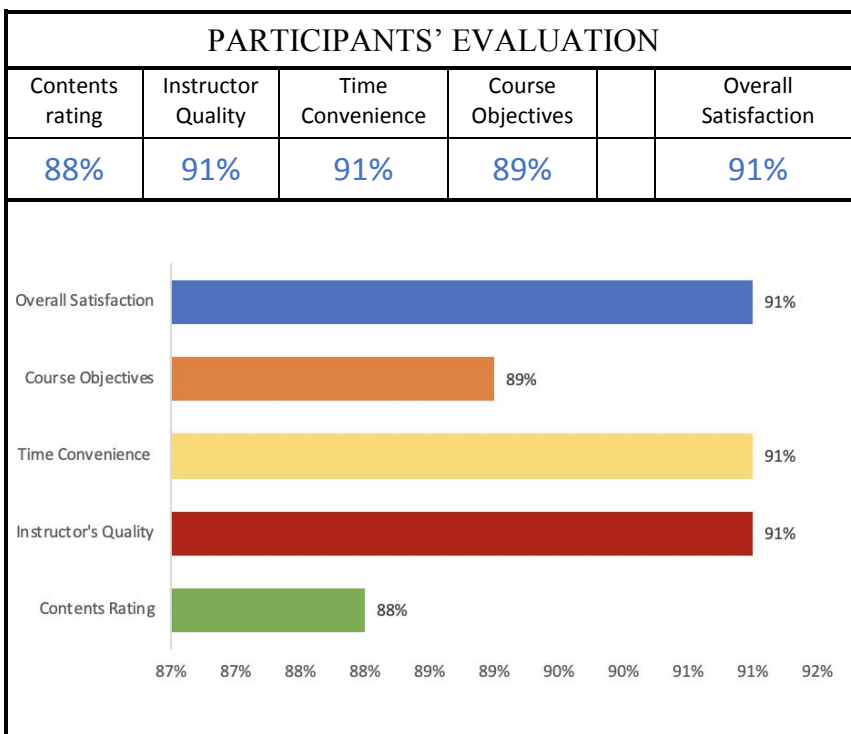
**SUMMER WORKSHOP  
Report for JULY 2020**

NO.	1	EVENT TITLE	<b>Graphic Design Introduction</b>
-----	---	-------------	------------------------------------

<b>BASIC INFO.</b>	Instructor: <b>Ms. Alhanouf Almutairy</b>
	Date: <b>27<sup>th</sup> Jul. 2020</b>
	Time: <b>2.30 – 4.00 PM</b>
	Online platform: <b>Zoom</b>

<b>BRIEF</b>	التعرف على التصميم الجرافيكي ومعرفة المهارات الاساسية للتصميم ضمن العناصر والمبادئ الخاصة فيه

## RESULTS and GRAPHS



<b>PARTICIPANTS COMMENTS</b>	1- Really useful information. Learnt a lot 2- Lack of examples and details. But overall fun lecture
	3-

<b>CONCLUSIONS</b>	1. Add more examples and details.
	1-

NO.	2	EVENT TITLE	Introduction to Graphic Design
-----	---	-------------	--------------------------------

BASIC INFO.	Instructor: Ms. Jawharah Alabdulqader Date: 28 <sup>th</sup> Jul. 2020 Time: 2.30 – 4.00 PM Online platform: Zoom	BRIEF	محاضرة تعريفية تغطي اساسيات تصميم الشخصيات وتناقش العوامل المؤثرة على نجاح التصميم

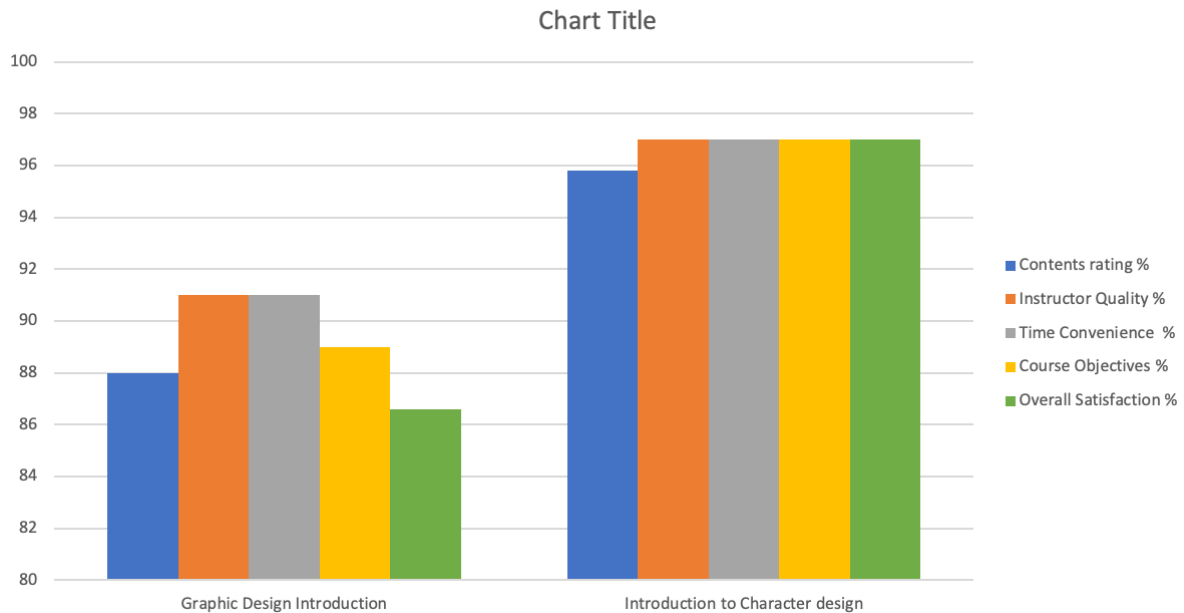
## RESULTS and GRAPHS

PARTICIPANTS' EVALUATION					ATTENDANCE																			
Contents rating	Instructor Quality	Time Convenience	Course Objectives	Overall Satisfaction	Registered	Act. Attending																		
96%	93%	98%	93%	93%	30	9																		
<table border="1"> <caption>Participants' Evaluation Data</caption> <thead> <tr> <th>Category</th> <th>Percentage</th> </tr> </thead> <tbody> <tr> <td>Overall Satisfaction</td> <td>93%</td> </tr> <tr> <td>Course Objectives</td> <td>93%</td> </tr> <tr> <td>Time Convenience</td> <td>98%</td> </tr> <tr> <td>Instructor's Quality</td> <td>93%</td> </tr> <tr> <td>Contents Rating</td> <td>96%</td> </tr> </tbody> </table>					Category	Percentage	Overall Satisfaction	93%	Course Objectives	93%	Time Convenience	98%	Instructor's Quality	93%	Contents Rating	96%	<table border="1"> <caption>Attendance Data</caption> <thead> <tr> <th>Category</th> <th>Percentage</th> </tr> </thead> <tbody> <tr> <td>Registered</td> <td>77%</td> </tr> <tr> <td>Act. Attending</td> <td>23%</td> </tr> </tbody> </table>		Category	Percentage	Registered	77%	Act. Attending	23%
Category	Percentage																							
Overall Satisfaction	93%																							
Course Objectives	93%																							
Time Convenience	98%																							
Instructor's Quality	93%																							
Contents Rating	96%																							
Category	Percentage																							
Registered	77%																							
Act. Attending	23%																							

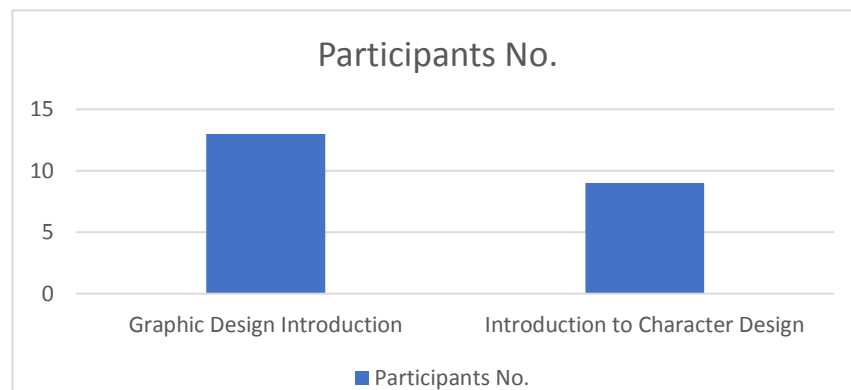
PARTICIPANTS COMMENTS	1. Creative and successful workshop 2. just need to explain more about the apps and what is the best and so on.	CONCLUSIONS	1. Discuss technical aspects of the subject
			2-

## COMPARATIVE ANALYSIS BETWEEN ALL IDE EVENTS IN JULY

### Comparison between Participants Evaluations for all sessions / Average evaluation for each criteria



### Comparison between Registration No. for all sessions



Workshop Title	Participants No.
Graphic Design Introduction	13
Introduction to Character Design	9

## OVERALL RECOMMENDATIONS FOR IMPROVEMENT

- 1- Most preferred Time: After 2 PM, Considering Summer effects
- 2- Courses that could be scheduled again: None were requested
- 3- Attendance: Weak, Requesting for Better announcement and exposure for the workshops ahead of time .
- 4- Having better communication channel between the coordination team and the Faculty members, before starting announcing at least in two weeks.
- 5- Zoom platform is better suited for online courses, as it has less issues technical issues than Microsoft teams.

