





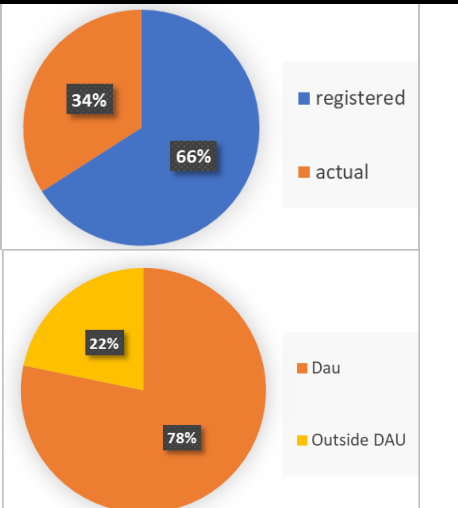
**REPORT**  
**IDE**  
**SUMMER ACTIVITIES July 2020**

NO.	1	EVENT TITLE	DESIGN STRATEGY
-----	---	-------------	-----------------

<b>BASIC INFO.</b>	Instructor: Sara Mohamed	<b>BRIEF</b>	A short webinar about Building new businesses and strategies through design although It calls for the ability to design products and services whose success today anticipates what will be, or may have to be, the norm of tomorrow.
	Date: 16 <sup>th</sup> July 2020 Time: 12.00 PM Online platform: Zoom		

<b>CONTENTS</b>	1- What is design? 2- Design in past 3- Design in future 4- The role of design 5- What is strategy	6- Design and strategy overview 7- Strategy of Panasonic	

### RESULTS and GRAPHS

PARTICIPANTS' EVALUATION						ATTENDANCE																										
Contents rating	Instructor Quality	Time Convenience	Course Objectives	Facilities & Preparation	Overall Satisfaction	Registered	Act. Attending from DAU	Act. Attending outside DAU																								
95.8%	95%	92.6%	95.4%	93%	96.6%	89	36	10																								
 <table border="1"> <caption>Participants' Evaluation Data</caption> <thead> <tr> <th>Category</th> <th>Percentage</th> </tr> </thead> <tbody> <tr> <td>Overall Satisfaction %</td> <td>96.6</td> </tr> <tr> <td>Facilities &amp; Preparation rating %</td> <td>93</td> </tr> <tr> <td>Course Objectives %</td> <td>95.4</td> </tr> <tr> <td>Time Convenience %</td> <td>92.6</td> </tr> <tr> <td>Instructor Quality %</td> <td>95</td> </tr> <tr> <td>Contents rating %</td> <td>95.8</td> </tr> </tbody> </table>						Category	Percentage	Overall Satisfaction %	96.6	Facilities & Preparation rating %	93	Course Objectives %	95.4	Time Convenience %	92.6	Instructor Quality %	95	Contents rating %	95.8	 <table border="1"> <caption>Attendance Distribution Data</caption> <thead> <tr> <th>Category</th> <th>Percentage</th> </tr> </thead> <tbody> <tr> <td>Registered</td> <td>66%</td> </tr> <tr> <td>Actual</td> <td>34%</td> </tr> <tr> <td>DAU</td> <td>78%</td> </tr> <tr> <td>Outside DAU</td> <td>22%</td> </tr> </tbody> </table>			Category	Percentage	Registered	66%	Actual	34%	DAU	78%	Outside DAU	22%
Category	Percentage																															
Overall Satisfaction %	96.6																															
Facilities & Preparation rating %	93																															
Course Objectives %	95.4																															
Time Convenience %	92.6																															
Instructor Quality %	95																															
Contents rating %	95.8																															
Category	Percentage																															
Registered	66%																															
Actual	34%																															
DAU	78%																															
Outside DAU	22%																															

<b>PARTICIPANTS COMMENTS</b>	1- I wish if the lecture takes more time and several days it was interesting and helpful. 2- Thank you for the valuable information and interesting 3- See the chat next time please and good luck 4- Nothing all of the topics perfect and Ms Sara was a great , thx a lot.	<b>CONCLUSIONS</b>	1- will update the lecture to add more strategies. 2- add more examples worldwide

NO. 2 EVENT TITLE **THINKING IN 3D USING DIGITAL SKECHING**

**BASIC INFO.**


Instructor: **Dr. Hosam El Samaty**  
Date: 19-22<sup>th</sup> Jul. 2020  
Time: 4.30 – 6.30 PM  
Online platform: **Team Microsoft**

**BRIEF**

A training workshop for students at the primary levels of design that enables them to express initial design ideas in 3D using the SketchUp software, through enhancing their skills in presenting these ideas in a sequential order.

**CONTENTS**

- 1- Importance of 3D Thinking
- 2- Benefits of thinking in 3D
- 3- Training Tutorial on Basics of using (SKETCH UP)
- 4- How to think in 3D (Edit Types)
- 5- Form Progress study
- 6- Examples of using 3d in Design thinking (Online – Student Works)



**RESULTS and GRAPHS**

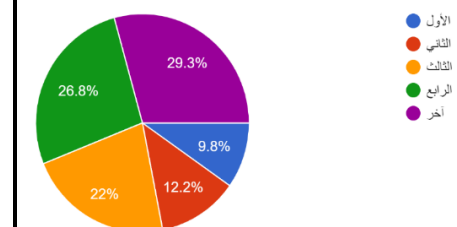
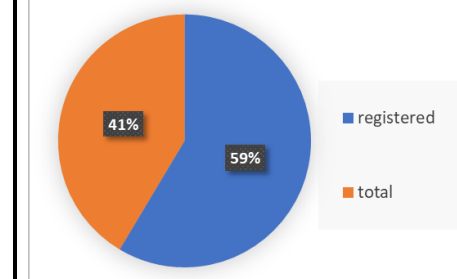
**PARTICIPANTS' EVALUATION**

Contents rating	Instructor Quality	Time Convenience	Course Objectives	Facilities & Preparation	Overall Satisfaction
95.8%	96.4%	91%	96.4%	94.6%	96.4%



**ATTENDANCE**

Registered	Act. Attending from DAU	Act. Attending outside DAU
41	26	3



**PARTICIPANTS COMMENTS**


- 1- Increasing the number of session days and allocating more time to apply the program used.
- 2- We need another advanced workshop for thinking in 3D and sketch up.
- 3- The use of ZOOM software for seamless access to class
- 4- Make a second session as a first extension for SketchUp
- 5- Provide us with project to practice and giving us some points to improve our designs.

**CONCLUSIONS**


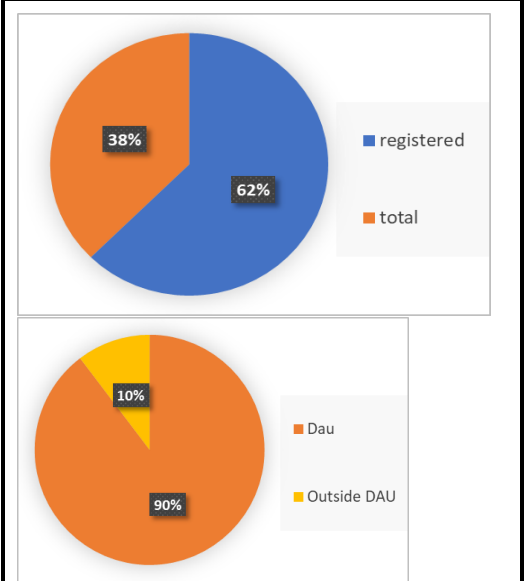
- 1- Trying to repeat the workshop in August plan.
- 2- Using Zoom platform.
- 3- Never close registration when exceeding specific No.
- 4- Adding a practical part to the workshop.
- 5- Earlier Announcing.

**NO. 3 EVENT TITLE ORIGAMI & ITS IMPACT IN INTERIOR DESIGN CONCEPT**

<b>BASIC INFO.</b>	Instructor: <b>Dr. Reham Mohsen</b> Date: <b>20<sup>th</sup> July 2020</b> Time: <b>12.00 PM</b> Online platform: <b>Zoom</b>	<b>BRIEF</b>	A short session about Origami, which is the elegant and distinguished Japanese art of folding paper, that has become an important source of inspiration for architects and interior designers. Thus, the attempts to create architectural designs on the concept of origami designs can be all over the world.
--------------------	--	--------------	--

<b>CONTENTS</b>	<ol style="list-style-type: none"> <li>1- History of origami and its origin in interior architecture</li> <li>2- Characteristics of origami inspired interior architecture and its impact on interior design elements' attribute.</li> <li>3- Technological development as a means of accomplishing functional origami inspired interior design appliances.</li> </ol>	
-----------------	--	---


**RESULTS and GRAPHS**

PARTICIPANTS' EVALUATION						ATTENDANCE		
Contents rating	Instructor Quality	Time Convenience	Course Objectives	Facilities & Preparation	Overall Satisfaction	Registered	Act. Attending from DAU	Act. Attending outside DAU
96%	93.4%	96%	96%	92%	94.6%	30	14	4
								

<b>PARTICIPANTS COMMENTS</b>	<ol style="list-style-type: none"> <li>1- No time for questions</li> <li>2- Do a Q&amp;A at the end of the course</li> <li>3- Everything was very good</li> <li>4- Thank you so much</li> </ol>	<b>CONCLUSIONS</b>	<ol style="list-style-type: none"> <li>1- Adding time for questions and answers.</li> <li>2- Adding some time for manual practical exercise after the course.</li> <li>3- More videos in the presentation.</li> </ol>
------------------------------	---	--------------------	---

**NO. 4 EVENT TITLE INDOOR LANDSCAPE DESIGN**

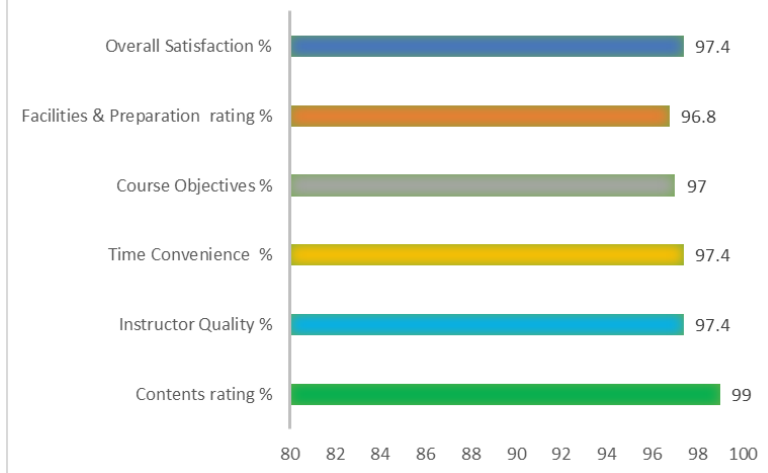
<b>BASIC INFO.</b>	Instructor: Hina Wasif Date: 21 <sup>th</sup> July 2020 Time: 11.00AM Online platform: Zoom	<b>BRIEF</b>	Short webinar about Indoor Landscape Design, sparking a desire in you to try this sustainable and beautiful solution in houses, offices and in fact any interior space. The benefits of Indoor plants will make you realize that the effort is worth it. And if you finally decide to embark upon this journey the knowledge, tips and tricks listed in the webinar will make it easy and enjoyable for you.
--------------------	---	--------------	--

<b>CONTENTS</b>	<p>1- Introduction to Indoor Landscape Design</p> <p>2- Landscape Usage Scenarios</p> <p>3- Landscaped Spaces</p> <p>4- Elements of Indoor Landscape</p> <p>5- Indoor Landscaping Styles</p> <p>6- Challenges and Solutions</p> <p>7- Design Considerations</p>	
-----------------	---	---

**RESULTS and GRAPHS**

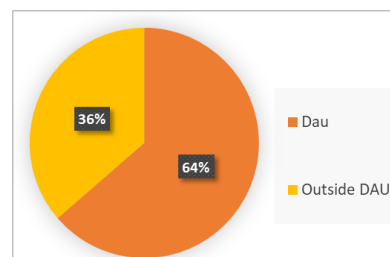
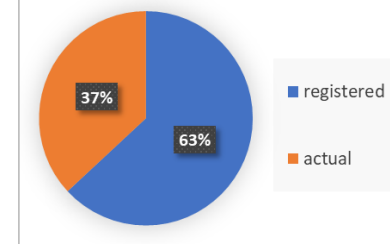
**PARTICIPANTS' EVALUATION**

Contents rating	Instructor Quality	Time Convenience	Course Objectives	Facilities & Preparation	Overall Satisfaction
99%	97.4%	97.4%	97%	96.8%	97.4%



**ATTENDANCE**

Registered	Act. Attending from DAU	Act. Attending outside DAU
94	35	20



<b>PARTICIPANTS COMMENTS</b>	<p>1- 1. Good contents. Informative. Overall Excellent.</p> <p>2- Very clear and good flow. Great explanations. PowerPoint was extremely well put together</p> <p>3- Beautiful lecture Learned a lot thank you</p> <p>4- Excellent workshop and interesting topic</p> <p>5- Thank you for the Lecture, and I hope to return with practical application</p>
------------------------------	--

<b>CONCLUSIONS</b>	<p>1- It could have been organized in a better way.</p> <p>2- Chat person to have a productive Q &amp; A session.</p> <p>3- PR support for certificates</p> <p>4- 4. Recording of the webinar should be available.</p>
--------------------	--

**NO. 5 EVENT TITLE INTRODUCTION IN 3D MAX**

**BASIC INFO.**  
Instructor: Ms. Arwa Elsayed  
Ms. Shaikha Alrashed  
Date: 26-29<sup>th</sup> July 2020  
Time: 12.00 PM  
Online platform: Team Microsoft

**BRIEF**  
A short workshop presenting an introduction about 3D MAX 3D which is a computer graphics program used to create 3D models, animations, and digital images. The participant will be able to identify the way to use such modeling program in presenting final shots for his project from the beginning.

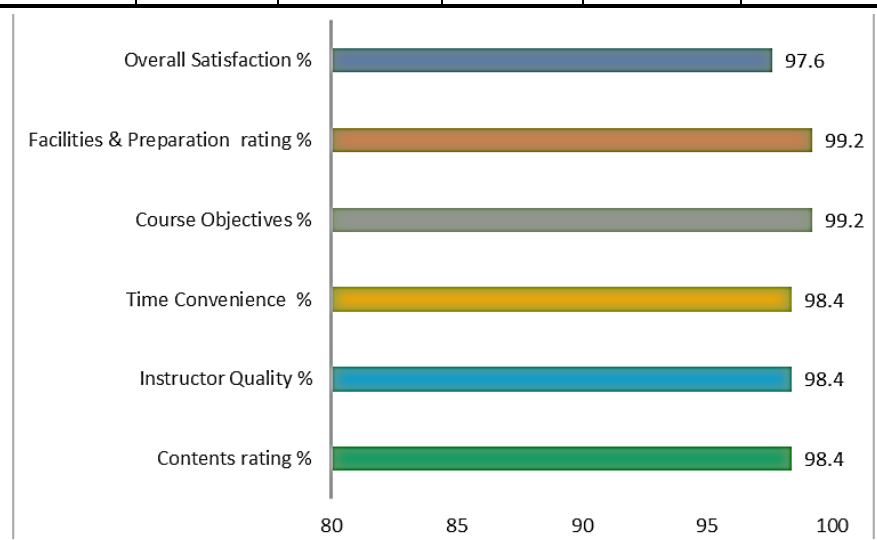
- CONTENTS**
- 1- How to choose your laptop
  - 2- Introduction to the 3D max
  - 3- Insert plan and blocks
  - 4- How to model your project
  - 5- How to set material cameras and lights to your project
  - 6- Render settings to get the 3D shots



**RESULTS and GRAPHS**

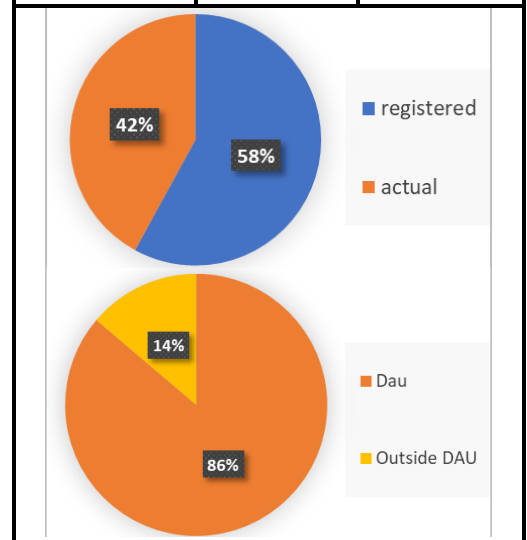
**PARTICIPANTS' EVALUATION**

Contents rating	Instructor Quality	Time Convenience	Course Objectives	Facilities & Preparation	Overall Satisfaction
98.4%	98.4%	98.4%	99.2%	99.2%	97.6%



**ATTENDANCE**

Registered	Act. Attending from DAU	Act. Attending outside DAU
40	25	4



**PARTICIPANTS COMMENTS**

- 1- Amazing content and valuable information.
- 2- Beautiful presentation layout and new information about the CPU
- 3- Perfect step that ever happen because we need it, and we need more same this workshop
- 4- Everything was amazing.


**CONCLUSIONS**

- 1- Specify the level of the participants in the registration
- 2- Make 2 workshops one for modeling and one for rendering
- 3- Identify students' needs.
- 4- Supporting students' interaction with the contents.

**NO. 6 EVENT TITLE INTRODUCTION IN DESIGNING USING AUTOCAD**

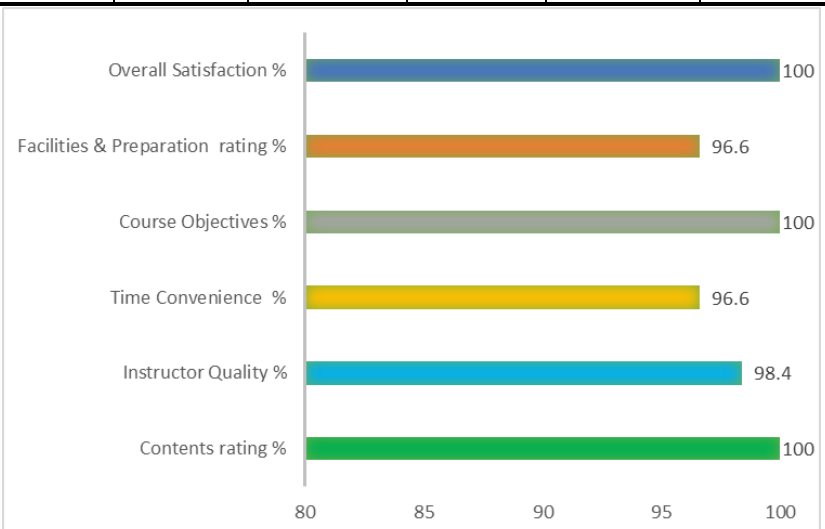
<b>BASIC INFO.</b>	Instructor: Ms. Hala Hafiz
	Date: 26 <sup>th</sup> – 29 <sup>th</sup> July 2020
	Time: 1.00 PM
	Online platform: Team Microsoft

<b>BRIEF</b>	The course is an ideal introduction to design via AutoCAD. It covers how to design using the basic commands for 2D drawings. Application will be about drawings of a house design, including the doors, windows, furniture, sizes, etc. that will be covered during the course days.
--------------	--

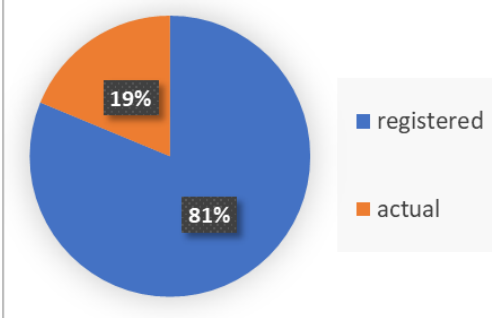
<b>CONTENTS</b>	1- Introduction to the program and its benefits	
	2- Knowing the most used orders	
	3- Introducing and Applying orders by drawing a simple house plan	
	4- Inserting and modifying the ready drawings	
	5- Explain how the dimensions are applied and modified	
	6- Explain how to save the file based on several measures	

**RESULTS and GRAPHS**

PARTICIPANTS' EVALUATION					
Contents rating	Instructor Quality	Time Convenience	Course Objectives	Facilities & Preparation	Overall Satisfaction
100%	98.4%	96.6%	100%	96.6%	100%

ATTENDANCE		
Registered	Act. Attending from DAU	Act. Attending outside DAU
53	12	0

It seems a high variation between registered no. and the actual attendance

<b>PARTICIPANTS COMMENTS</b>	1- The time was very short
	2- It was helpful and interesting, thank you

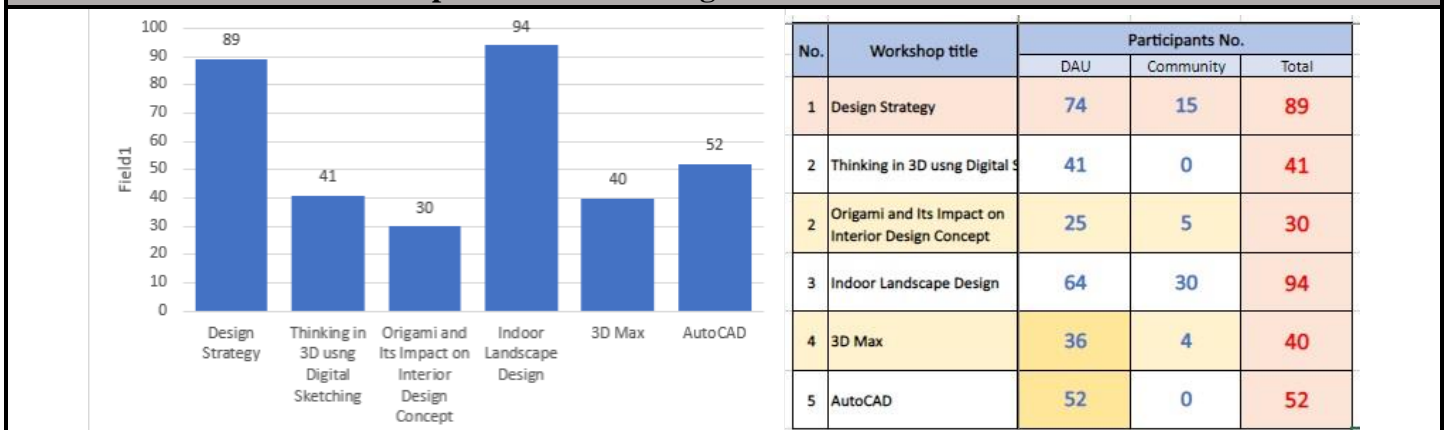
<b>CONCLUSIONS</b>	1- The time should be longer.
	2- One long session instead of two short ones.
	3- The 2nd session time, before Eid, didn't help students to attend.
	4- Attendance should be automated
	5- Topic will be changed in August

## COMPARATIVE ANALYSIS BETWEEN ALL IDE EVENTS IN JULY

### Comparison between Participants Evaluations for all sessions / Average evaluation for each criteria



### Comparison between Registered No. for all sessions



## OVERALL RECOMMENDATIONS FOR IMPROVEMENT

- 1- Time allocated for the course needs to be reviewed to meet participants satisfaction, it is recommended to be after 12.00PM not before.
- 2- Workshops of "Indoor Landscape Design, Design Strategy and Thinking in 3D" can be repeated in August plan.
- 3- Platform used for conducting all coming sessions should be using zoom meeting to facilitate contact.
- 4- Earlier Announcement should be considered.
- 5- Registration and Evaluation forms should be upgraded to include inf. about participants in terms of graduates and visitors from outside the university, that will be used as important indicators for quality documentation.
- 6- Evaluation form needs to include an illustration regarding evaluation scales (using stars)
- 7- Allocating part of the 2/3 days work shops' time to be for students' application and interaction with students.



